





Это цифра «пять».
Раскрась её.

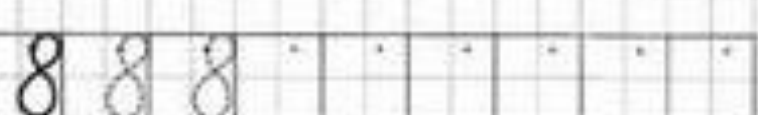
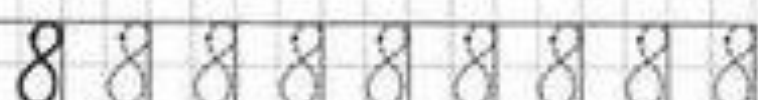
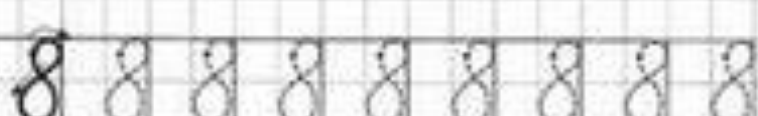
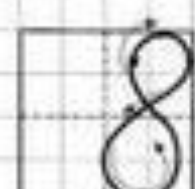
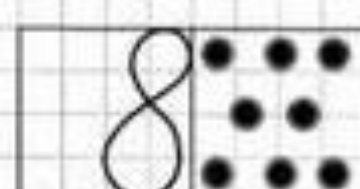







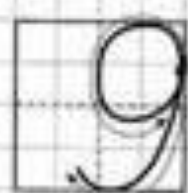
Нарисуй пятёрки
на пятирублёвых монетах.



Потренируйся писать цифру «5».







9 9 9 9 9 9 9 9 9

9 9 | | | | | | | |

9 9 9 9 9 9 9 9 9

9 9

9 8 9 8 9 8 9 8 9

9 7 9 7 9 7 9 7 9

9 6 9 6 9 6 9 6 9

9 5 9 5 9 5 9 5 9

4 3 4 3 4 3 4 3 4

2 1 2 1 2 1 2 1 2

0 1 2 3 4 5

6 7 8 9 10

0 0 0 0 0

1 1 1 1 1

2 2 2 2 2

3 3 3 3 3

4 4 4 4 4

5 5 5 5 5

6 6 6 6 6

7 7 7 7 7

8 8 8 8 8

9 9 9 9 9

10 10 10 10 10

Вставь пропущенные числа,
чтобы сумма на каждом этаже равнялась
числу на крыше.

10 house-shaped math puzzles. Each house has a triangular roof with a number and a rectangular body with rows of cells. The number in the roof is the sum of the numbers in the cells of each row. Some cells are already filled with numbers, while others are empty.

- House 1: Roof 7. Rows: [] [] 1, [] 5 2, [] 3 3, [] 2, [] 1.
- House 2: Roof 9. Rows: [] [] 1, [] 7 2, [] 3, [] 4, [] 5, [] 6, [] 7, [] 8.
- House 3: Roof 5. Rows: [] 4 1, [] 2 2, [] 3, [] 4 1 4.
- House 4: Roof 2. Rows: [] 1 1 2.
- House 5: Roof 3. Rows: [] 1 2 1, [] 2 1 2.
- House 6: Roof 8. Rows: [] 7 1, [] 2, [] 3, [] 4, [] 5, [] 6, [] 7.
- House 7: Roof 6. Rows: [] 1, [] 2 2, [] 3 3, [] 4 2, [] 5 1 5.
- House 8: Roof 4. Rows: [] 1 1, [] 2 2, [] 3 3.
- House 9: Roof 8. Rows: [] 7 1, [] 2, [] 3, [] 4, [] 5 5, [] 6, [] 7.
- House 10: Roof 3. Rows: [] 1 2, [] 1 2.

Впиши в пустые клетки любые числа, чтобы запись
получалась правильной.

$0 < 3$

$9 > \square$

$1 < \square$

$8 > \square$

$2 < \square$

$7 > \square$

$3 < \square$

$0 = \square$

$4 < \square$

$5 = \square$

Расставь в пустых кружочках нужные знаки.

$9 \circ 6$

$5 \circ 4$

$7 \circ 7$

$10 \circ 7$





$10 \circ 8$



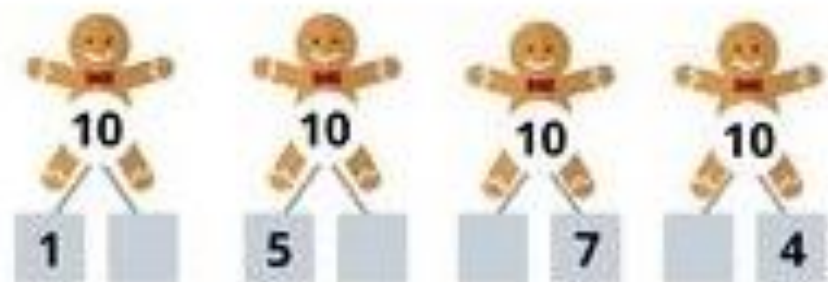
$6 \circ 6$

$1 \circ 6$

$2 \circ 4$

Впиши в пустые окошечки соседей чисел.





9	
1	

9	
2	

9	
3	

9	
4	

9	
5	

9	
6	

9	
7	


9	
8	


9	
9	

8	
1	

8	
2	

8	
3	

 <small>example</small> 2 > 1	3 > <input type="text"/>	9 = <input type="text"/>
4 < <input type="text"/>	7 < <input type="text"/>	8 > <input type="text"/>
5 = <input type="text"/>	5 < <input type="text"/>	10 = <input type="text"/>
7 > <input type="text"/>	3 < <input type="text"/>	4 > <input type="text"/>
8 < <input type="text"/>	9 < <input type="text"/>	3 = <input type="text"/>
10 = <input type="text"/>	2 < <input type="text"/>	1 = <input type="text"/>

(?) > < =		
 <small>example</small> 1 < 3	6 4	2 7
4 4	9 7	5 4
6 2	10 10	8 3
8 4	3 7	5 1

10	10	10
10	10	10
10	10	10
10	10	10

50 Заполни цифрами, сколько бусинок ты видишь, а сколько закрыли.

1. 3 blue beads, 4 hidden (purple cloud), 2 blue beads. Total: 9.

2. 3 red beads, 4 hidden (green cloud), 2 red beads. Total: 9.

3. 1 green bead, 4 hidden (pink cloud), 2 green beads. Total: 9.

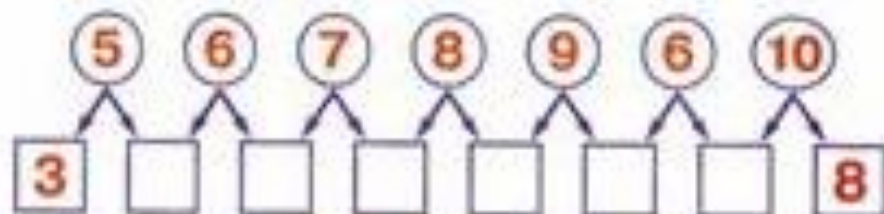
4. 4 blue beads, 4 hidden (yellow cloud), 1 blue bead. Total: 9.

5. 2 red beads, 4 hidden (grey cloud), 2 red beads. Total: 9.

6. 1 green bead, 4 hidden (orange cloud), 2 green beads. Total: 9.

Цепочки

















Вставь в пустые клеточки нужные числа, которые являются составом чисел в кругах.



Шарики


Обведи в каждом шарике те 2 числа, которые представляют собой состав числа на карточке, прикрепанной к шарiku.



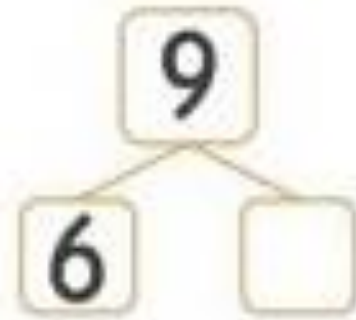
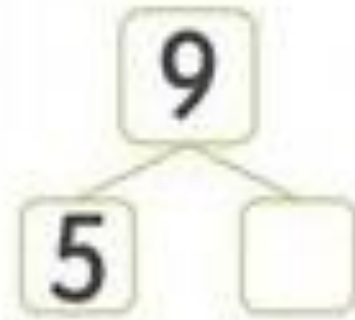
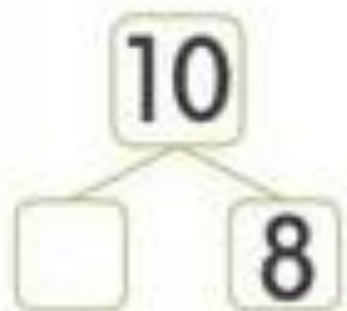
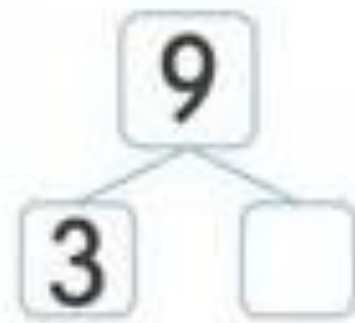
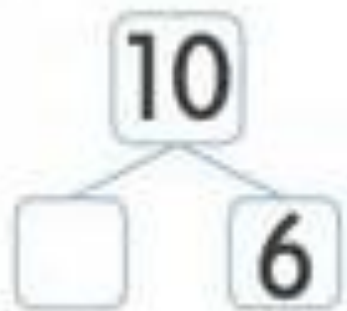
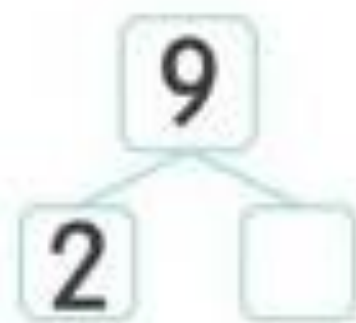
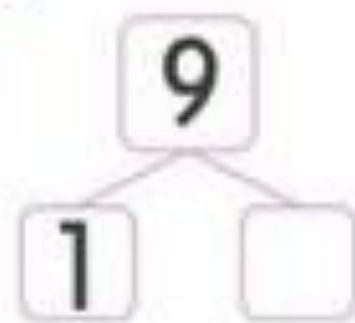
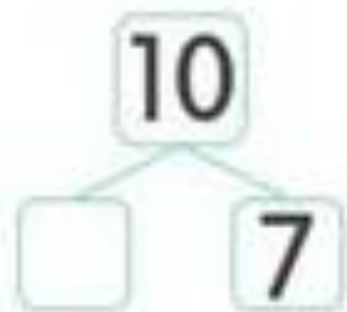
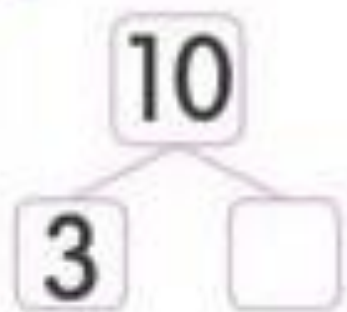
  $2 + 3 = \underline{\quad}$	  $5 + 1 = \underline{\quad}$
  $4 + 2 = \underline{\quad}$	  $6 + 3 = \underline{\quad}$
  $5 + 5 = \underline{\quad}$	  $3 + 4 = \underline{\quad}$
  $1 + 2 = \underline{\quad}$	  $5 + 6 = \underline{\quad}$


The Printable Princess

- Раскрась шарик так, чтобы синий был между красным и жёлтым, а жёлтый — рядом с зелёным.









- Выбери из правой таблицы кошку, которую нужно «посадить» на свободное место в левой таблице. Объясни свой выбор.

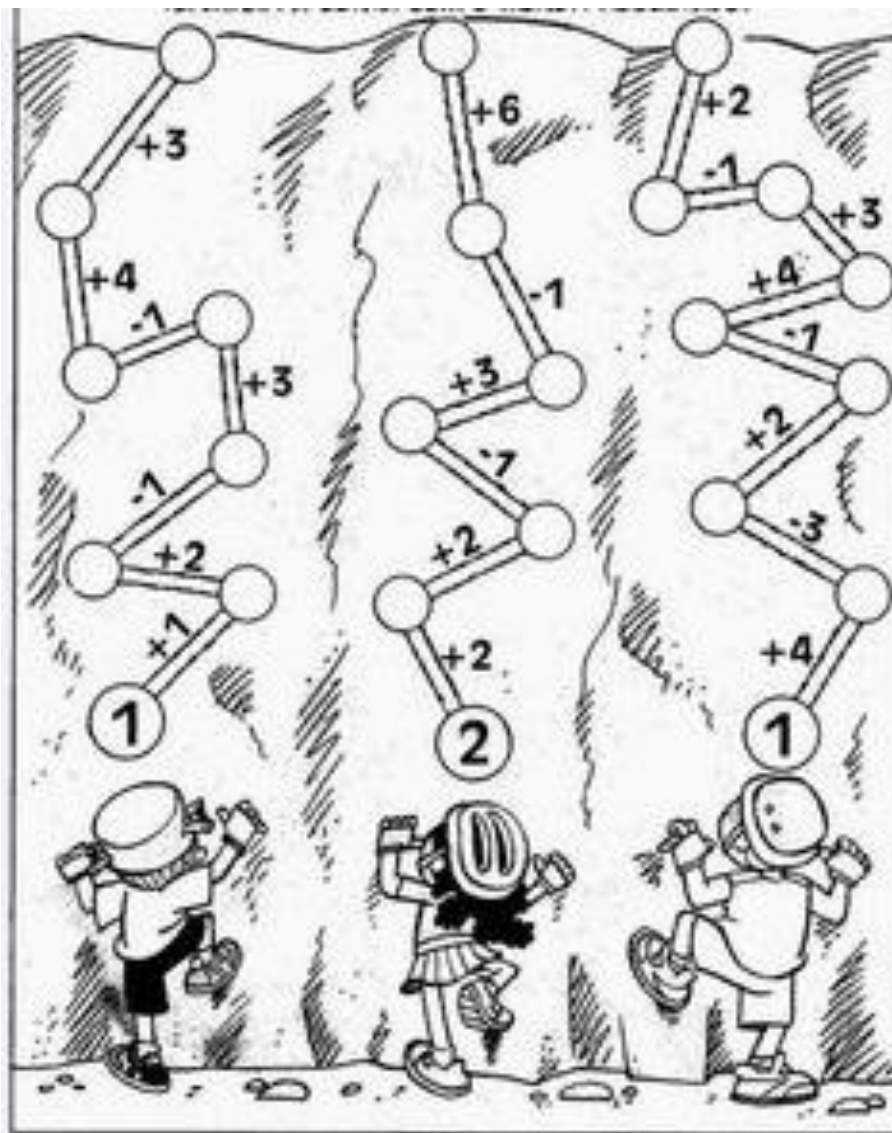


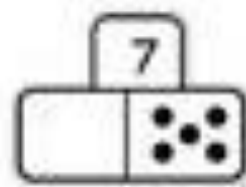
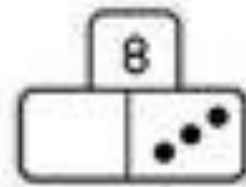
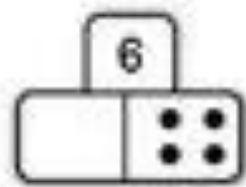
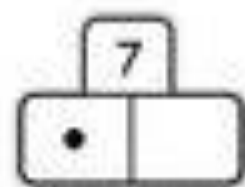
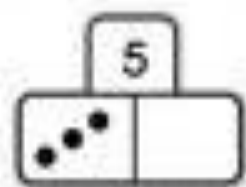
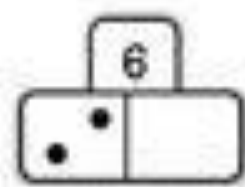
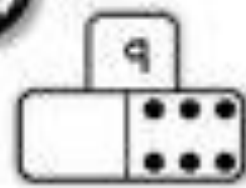
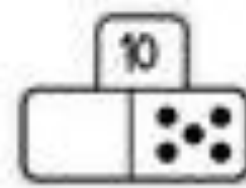
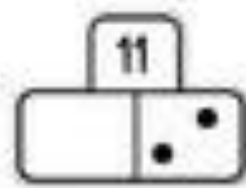
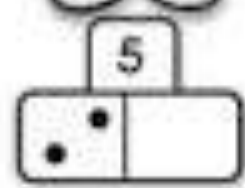
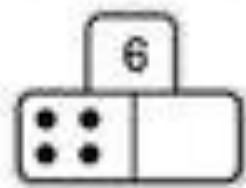
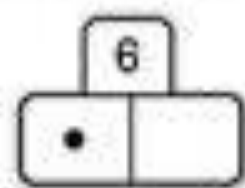
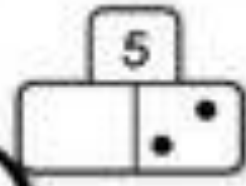
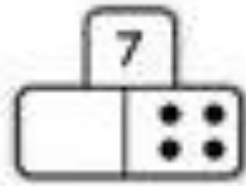
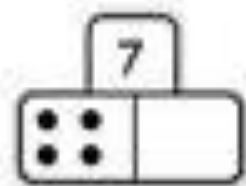
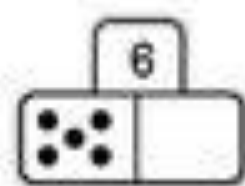
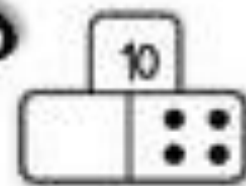
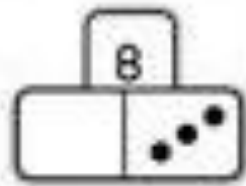
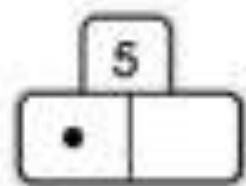
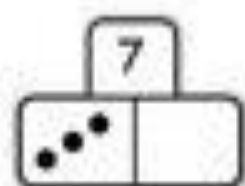
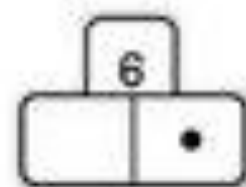
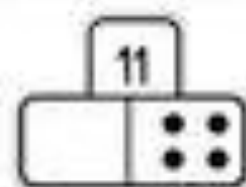
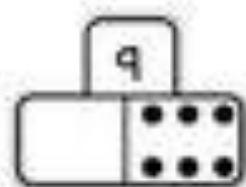
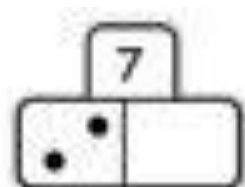
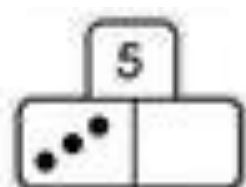
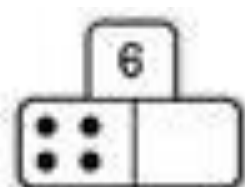


$1+2 = 3$	$1+3 = \bigcirc$
$2+2 = \bigcirc$	$2+3 = \bigcirc$
$3+2 = \bigcirc$	$3+3 = 6$
$4+2 = \bigcirc$	$4+3 = \bigcirc$
$5+2 = \bigcirc$	$5+3 = \bigcirc$
$6+2 = \bigcirc$	$6+3 = \bigcirc$
$7+2 = \bigcirc$	$7+3 = \bigcirc$

7	9	4
10	6	7
8	3	9
10	8	6
7	9	10
6	4	5
8	7	8
9	5	10
3	8	6
9	10	9
5	8	7

<p>1.</p>  <p>$1 + 3 = \underline{\quad}$</p>	<p>2.</p>  <p>$2 + 3 = \underline{\quad}$</p>
<p>3.</p>  <p>$3 + 3 = \underline{\quad}$</p>	<p>4.</p>  <p>$4 + 3 = \underline{\quad}$</p>
<p>5.</p>  <p>$5 + 3 = \underline{\quad}$</p>	<p>6.</p>  <p>$6 + 3 = \underline{\quad}$</p>





$2 + \underline{\quad} = 3$

$6 + \underline{\quad} = 8$

$3 + \underline{\quad} = 4$

$5 + \underline{\quad} = 9$

$3 + \underline{\quad} = 9$

$9 + \underline{\quad} = 10$

$4 + \underline{\quad} = 6$

$4 + \underline{\quad} = 5$

$6 + \underline{\quad} = 7$

$5 + \underline{\quad} = 8$

$7 + \underline{\quad} = 9$

$3 + \underline{\quad} = 6$

$8 + \underline{\quad} = 9$

$7 + \underline{\quad} = 10$

$6 + \underline{\quad} = 10$

$3 + \underline{\quad} = 7$

$8 + \underline{\quad} = 10$

$4 + \underline{\quad} = 8$

$2 + \underline{\quad} = 5$

$5 + \underline{\quad} = 6$

$8 + 1 = \underline{\quad}$

$4 + 2 = \underline{\quad}$

$7 + 3 = \underline{\quad}$

$1 + 7 = \underline{\quad}$

$7 + 3 = \underline{\quad}$

$6 + 1 = \underline{\quad}$

$1 + 3 = \underline{\quad}$

$2 + 7 = \underline{\quad}$

$1 + 3 = \underline{\quad}$

$4 + 4 = \underline{\quad}$

$3 + 2 = \underline{\quad}$

$2 + 8 = \underline{\quad}$

$3 + 2 = \underline{\quad}$

$6 + 3 = \underline{\quad}$

$1 + 1 = \underline{\quad}$

$5 + 1 = \underline{\quad}$

$1 + 1 = \underline{\quad}$

$2 + 8 = \underline{\quad}$

$3 + 3 = \underline{\quad}$

$3 + 3 = \underline{\quad}$

$3 + 3 = \underline{\quad}$

$4 + 5 = \underline{\quad}$

$5 + 2 = \underline{\quad}$

$7 + 3 = \underline{\quad}$

$5 + 2 = \underline{\quad}$

$6 + 2 = \underline{\quad}$

$3 + 4 = \underline{\quad}$

$3 + 4 = \underline{\quad}$

$3 + 4 = \underline{\quad}$

$9 + 1 = \underline{\quad}$

$2 + 1 = \underline{\quad}$

$6 + 2 = \underline{\quad}$

$2 + 1 = \underline{\quad}$

$5 + 1 = \underline{\quad}$

$2 + 4 = \underline{\quad}$

$4 + 5 = \underline{\quad}$

$2 + 4 = \underline{\quad}$

$7 + 1 = \underline{\quad}$

$4 + 1 = \underline{\quad}$

$2 + 2 = \underline{\quad}$

$4 + 1 = \underline{\quad}$

$7 + 2 = \underline{\quad}$

$3 + 5 = \underline{\quad}$

$8 + 1 = \underline{\quad}$

$3 + 5 = \underline{\quad}$

$5 + 5 = \underline{\quad}$

$2 + 2 = \underline{\quad}$

$1 + 7 = \underline{\quad}$

$2 + 2 = \underline{\quad}$

$1 + 8 = \underline{\quad}$

$6 + 4 = \underline{\quad}$

$1 + 1 = \underline{\quad}$

$6 + 4 = \underline{\quad}$

$3 + 7 = \underline{\quad}$

$1 + 6 = \underline{\quad}$

$5 + 2 = \underline{\quad}$

$1 + 6 = \underline{\quad}$

$3 + 1 = \underline{\quad}$

$2 + 3 = \underline{\quad}$

$9 + 1 = \underline{\quad}$

Реши примеры.

$2+1=\square$

$6-2=\square$

$1+1=\square$

$5-4=\square$

$3+7=\square$

$2+5=\square$

$4+3=\square$

$8-3=\square$

$3+2=\square$

$6-1=\square$

$10-2=\square$

$8-4=\square$

$2+8=\square$

$6+3=\square$

$5-1=\square$

$5+5=\square$

$1+4=\square$

$8-6=\square$

Расставь знаки $>$, $<$, $=$.

$5 \square 4$

$9 \square 9$

$9 \square 4$

$1 \square 3$

$10 \square 3$

$6 \square 2$

$6 \square 6$

$3 \square 3$

$5 \square 5$

$2 \square 9$

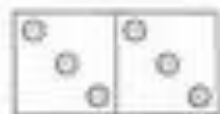
$7 \square 7$

$1 \square 8$

Сосчитай точки на костях и соедини с соответствующим числом.



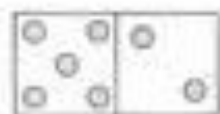
7




5



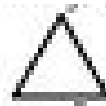
6




8




=1



=2



=3



=4



=5

$\star + \bigcirc =$

$\triangle + \square =$

$\square + \square + \star =$


$\diamond + \triangle + \bigcirc =$


$\diamond + \bigcirc + \triangle + \square =$

$\square + \star + \bigcirc + \star =$


$\bigcirc + \star + \triangle + \triangle + \diamond =$


$\triangle + \square + \bigcirc + \diamond + \star =$

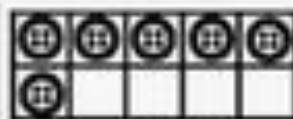
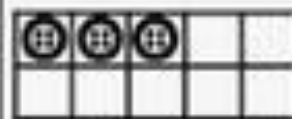

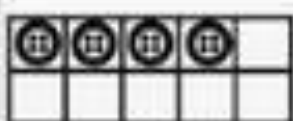

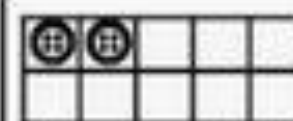
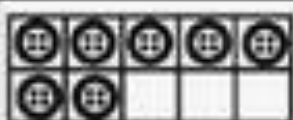
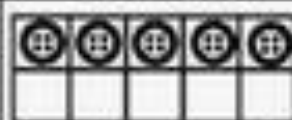

			
+	2	4	3
2			
3			
6			

			
+	3	2	1
8			
4			
5			

<https://ok.ru/voopitatelyu>

			
+	2	1	3
7			
1			
5			

			
+	2	4	3
6			
7			
4			

 $6 + \square = 10$	 $3 + \square = 10$	 $8 + \square = 10$
 $4 + \square = 10$		 $2 + \square = 10$
 $7 + \square = 10$	 $5 + \square = 10$	 $9 + \square = 10$




- 1
- 2
- 3
- 4
- 5
- 6



2	3	4
4	5	5
6	6	6
7	7	7

Name _____ Date _____

Directions: Do as many as you can in 90 seconds. Write the amount you finished here.



1. $\begin{array}{c} \boxed{5} \\ \diagdown \quad \diagup \\ \boxed{1} \quad \boxed{} \end{array}$ 2. $\begin{array}{c} \boxed{6} \\ \diagdown \quad \diagup \\ \boxed{} \quad \boxed{3} \end{array}$ 3. $\begin{array}{c} \boxed{3} \\ \diagdown \quad \diagup \\ \boxed{2} \quad \boxed{} \end{array}$ 4. $\begin{array}{c} \boxed{7} \\ \diagdown \quad \diagup \\ \boxed{4} \quad \boxed{} \end{array}$ 5. $\begin{array}{c} \boxed{8} \\ \diagdown \quad \diagup \\ \boxed{} \quad \boxed{4} \end{array}$

6. $\begin{array}{c} \boxed{4} \\ \diagdown \quad \diagup \\ \boxed{0} \quad \boxed{} \end{array}$ 7. $\begin{array}{c} \boxed{9} \\ \diagdown \quad \diagup \\ \boxed{} \quad \boxed{8} \end{array}$ 8. $\begin{array}{c} \boxed{10} \\ \diagdown \quad \diagup \\ \boxed{} \quad \boxed{6} \end{array}$ 9. $\begin{array}{c} \boxed{9} \\ \diagdown \quad \diagup \\ \boxed{5} \quad \boxed{} \end{array}$ 10. $\begin{array}{c} \boxed{6} \\ \diagdown \quad \diagup \\ \boxed{4} \quad \boxed{} \end{array}$


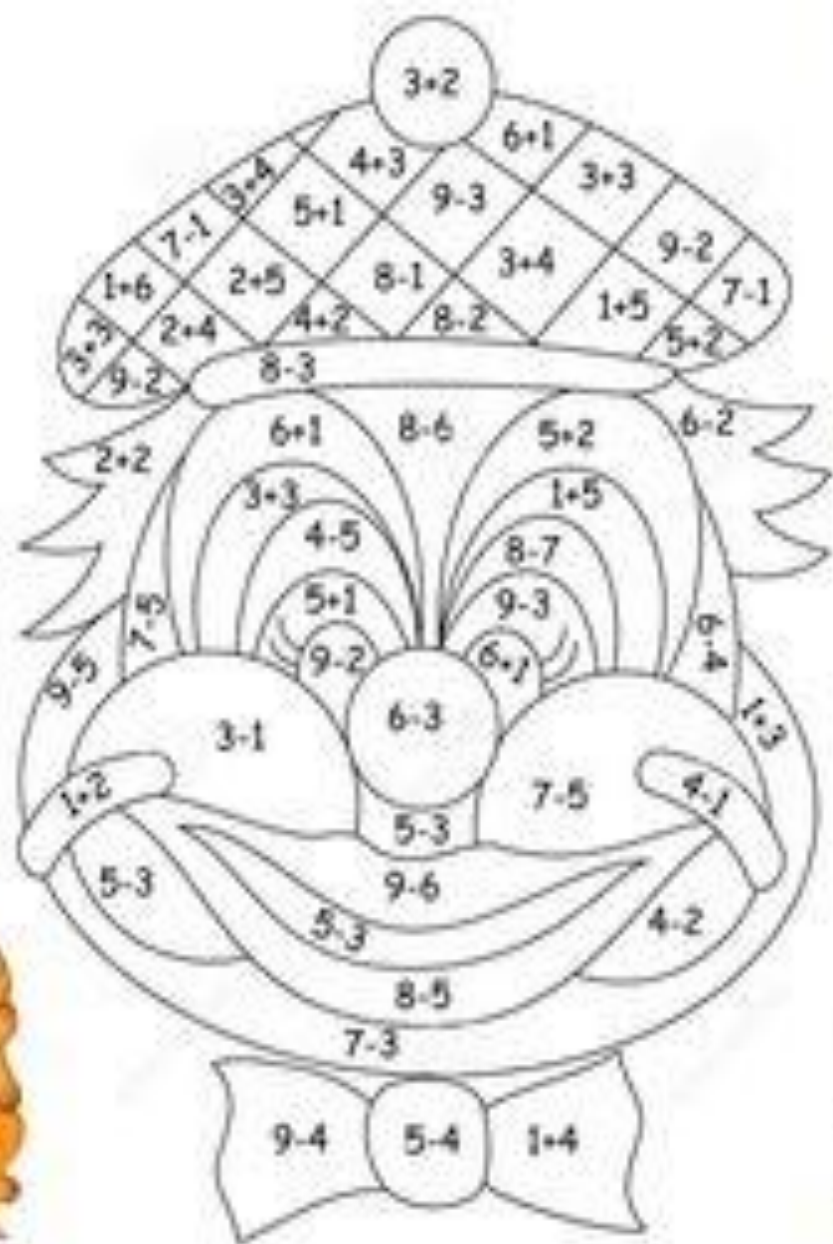
11. $\begin{array}{c} \boxed{5} \\ \diagdown \quad \diagup \\ \boxed{} \quad \boxed{3} \end{array}$ 12. $\begin{array}{c} \boxed{8} \\ \diagdown \quad \diagup \\ \boxed{0} \quad \boxed{} \end{array}$ 13. $\begin{array}{c} \boxed{10} \\ \diagdown \quad \diagup \\ \boxed{9} \quad \boxed{} \end{array}$ 14. $\begin{array}{c} \boxed{7} \\ \diagdown \quad \diagup \\ \boxed{} \quad \boxed{5} \end{array}$ 15. $\begin{array}{c} \boxed{4} \\ \diagdown \quad \diagup \\ \boxed{} \quad \boxed{2} \end{array}$

16. $\begin{array}{c} \boxed{10} \\ \diagdown \quad \diagup \\ \boxed{5} \quad \boxed{} \end{array}$ 17. $\begin{array}{c} \boxed{5} \\ \diagdown \quad \diagup \\ \boxed{2} \quad \boxed{} \end{array}$ 18. $\begin{array}{c} \boxed{6} \\ \diagdown \quad \diagup \\ \boxed{6} \quad \boxed{} \end{array}$ 19. $\begin{array}{c} \boxed{3} \\ \diagdown \quad \diagup \\ \boxed{0} \quad \boxed{} \end{array}$ 20. $\begin{array}{c} \boxed{7} \\ \diagdown \quad \diagup \\ \boxed{6} \quad \boxed{} \end{array}$

21. $\begin{array}{c} \boxed{8} \\ \diagdown \quad \diagup \\ \boxed{2} \quad \boxed{} \end{array}$ 22. $\begin{array}{c} \boxed{10} \\ \diagdown \quad \diagup \\ \boxed{3} \quad \boxed{} \end{array}$ 23. $\begin{array}{c} \boxed{5} \\ \diagdown \quad \diagup \\ \boxed{} \quad \boxed{4} \end{array}$ 24. $\begin{array}{c} \boxed{9} \\ \diagdown \quad \diagup \\ \boxed{7} \quad \boxed{} \end{array}$ 25. $\begin{array}{c} \boxed{10} \\ \diagdown \quad \diagup \\ \boxed{8} \quad \boxed{} \end{array}$

8	9	10
$\boxed{0} + \boxed{8}$	$\boxed{1} + \boxed{8}$	$\boxed{1} + \boxed{9}$
$\boxed{} + \boxed{7}$	$\boxed{} + \boxed{7}$	$\boxed{2} + \boxed{}$
$\boxed{2} + \boxed{}$	$\boxed{3} + \boxed{}$	$\boxed{} + \boxed{7}$
$\boxed{} + \boxed{5}$	$\boxed{} + \boxed{5}$	$\boxed{} + \boxed{6}$
$\boxed{4} + \boxed{}$	$\boxed{} + \boxed{4}$	$\boxed{5} + \boxed{}$
$\boxed{} + \boxed{3}$	$\boxed{6} + \boxed{}$	$\boxed{6} + \boxed{}$
$\boxed{6} + \boxed{}$	$\boxed{} + \boxed{2}$	$\boxed{} + \boxed{3}$
$\boxed{} + \boxed{1}$	$\boxed{8} + \boxed{}$	$\boxed{8} + \boxed{}$

- 1
- 2
- 3
- 4
- 5
- 6
- 7



x x x


7 7

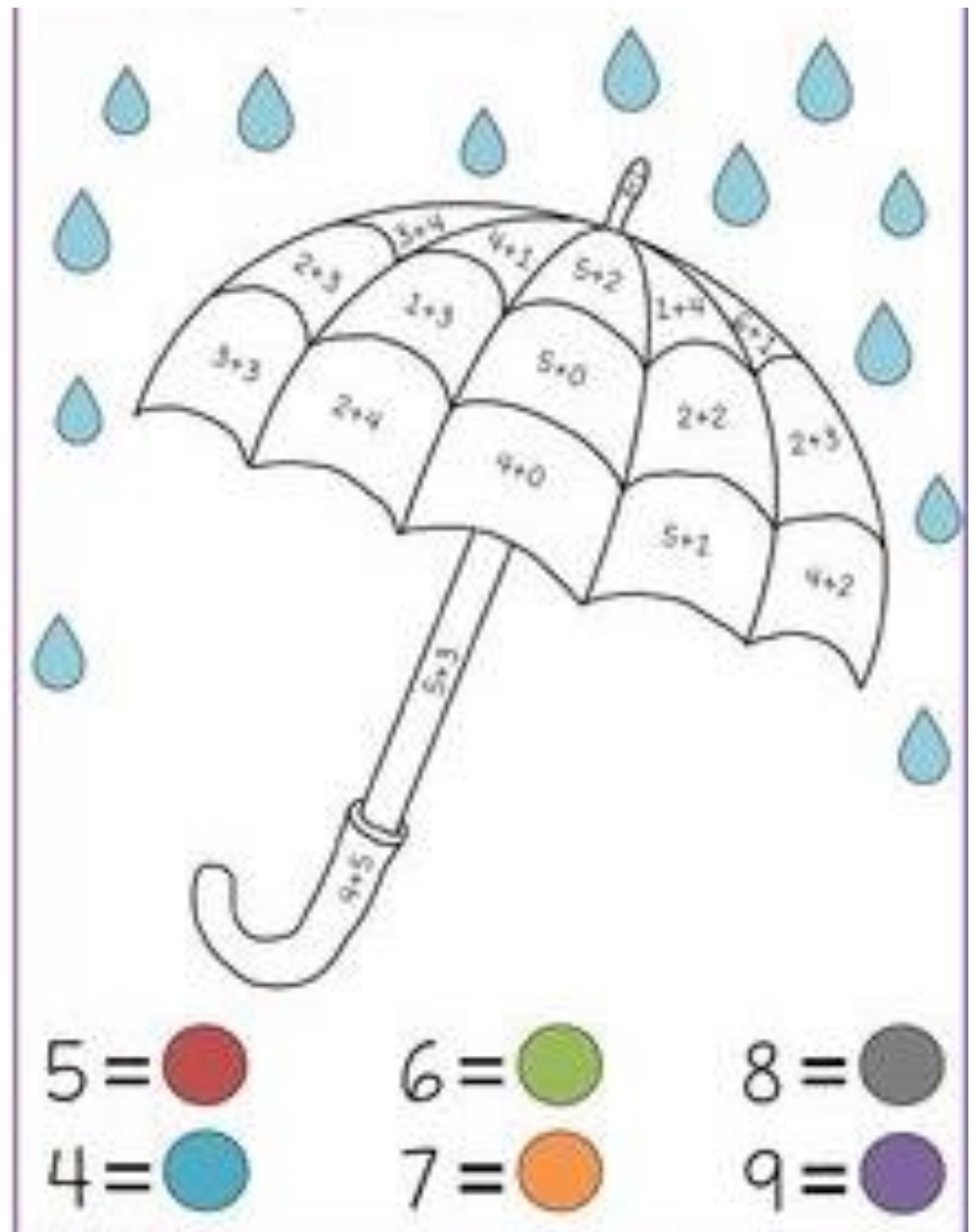
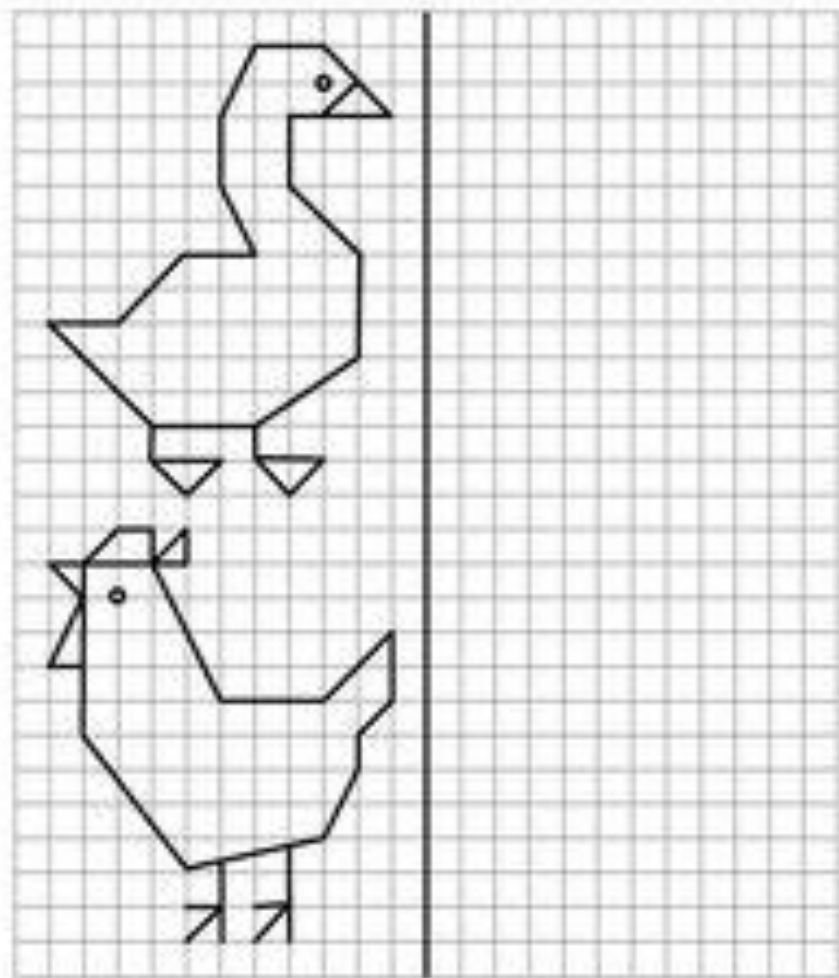
N N

o o


^ ^


> <







Куда приедет велосипедист? Нарисуй его путь.
В этом тебе помогут стрелки.




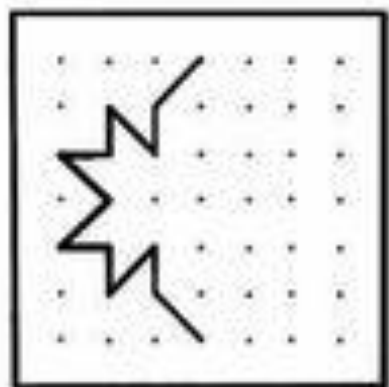
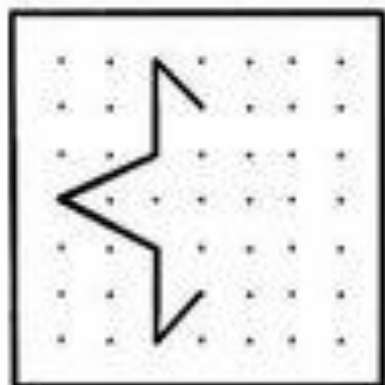
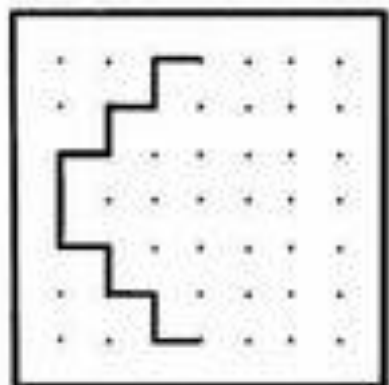
			
+	2	4	3
2			
3			
6			

			
+	3	2	1
8			
4			
5			

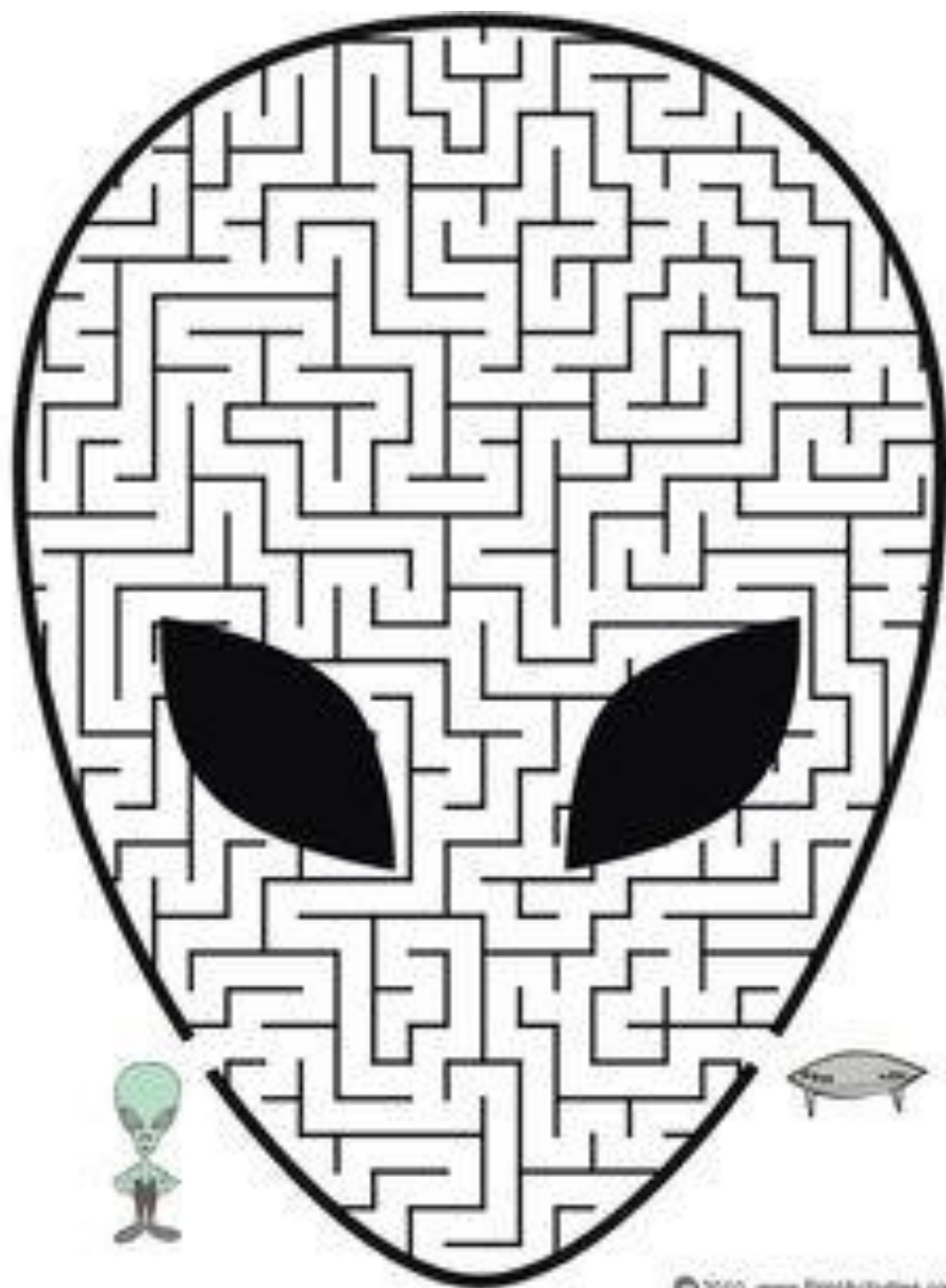
<https://ok.ru/voapitatelnyu>

			
+	2	1	3
7			
1			
5			

			
+	2	4	3
6			
7			
4			



www.funfonix.com



© 2010 www.funfonix.com

4

+2

-1

+5

-3

+3

-4

+2

-1

+2

-3

1

+	2	4	3
2			
3			
6			

2

+	3	2	1
8			
4			
5			

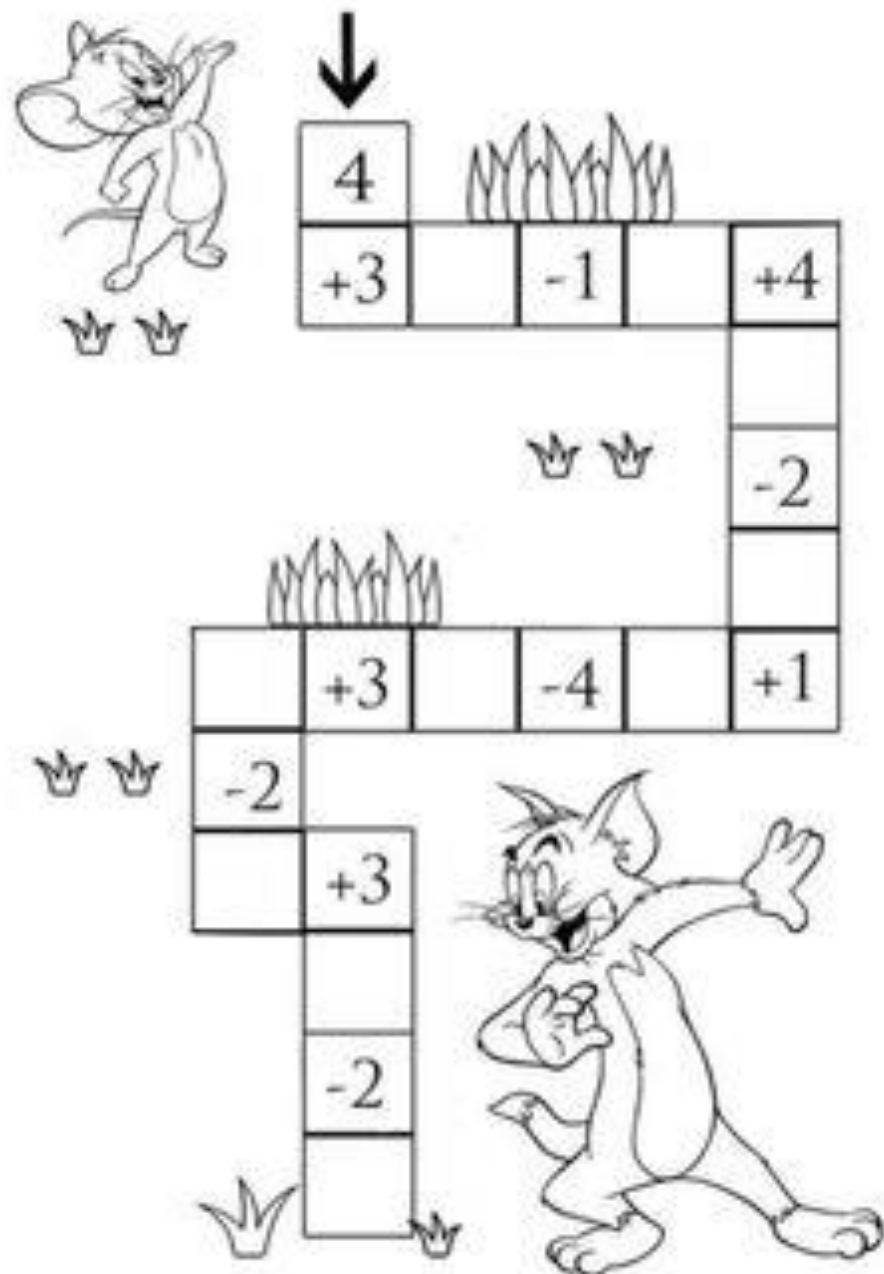
<https://ok.ru/voopitatelyu>


3



+	2	1	3
7			
1			
5			

4


+	2	4	3
6			
7			
4			





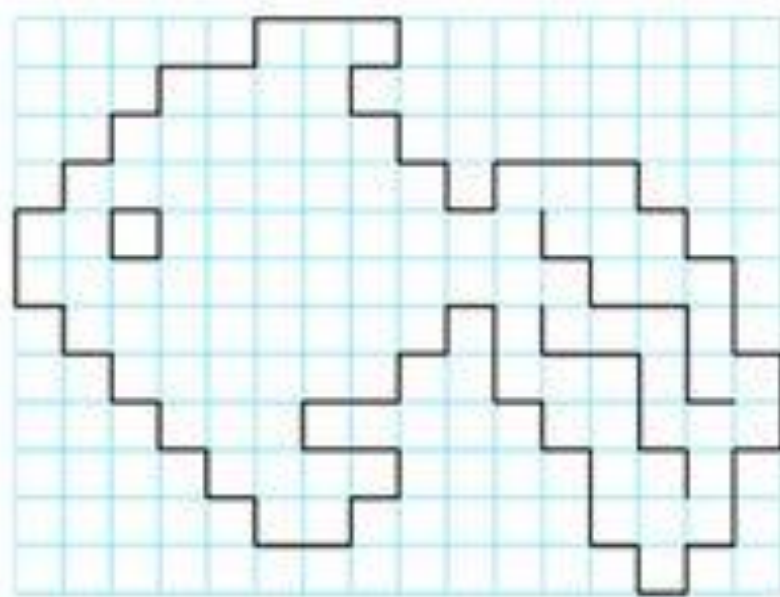

			
-	4	5	3
7			
8			
6			

 			
-	3	4	1
4			
5			
7			

<https://ok.ru/voapitatulyu>

			
-	2	3	5
3			
4			
5			


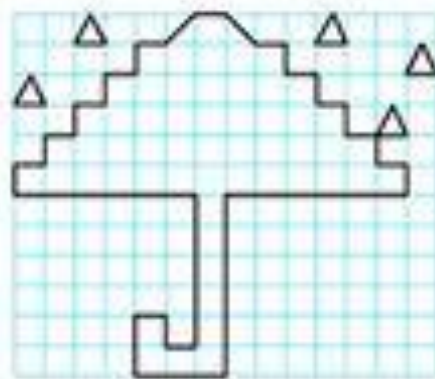
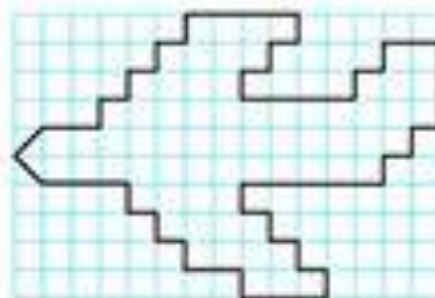

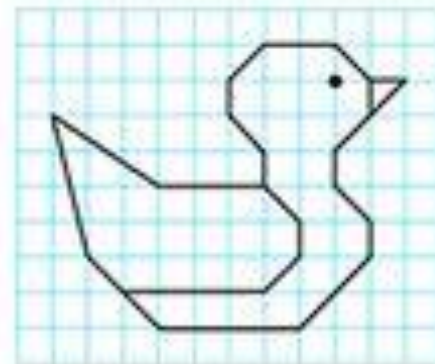

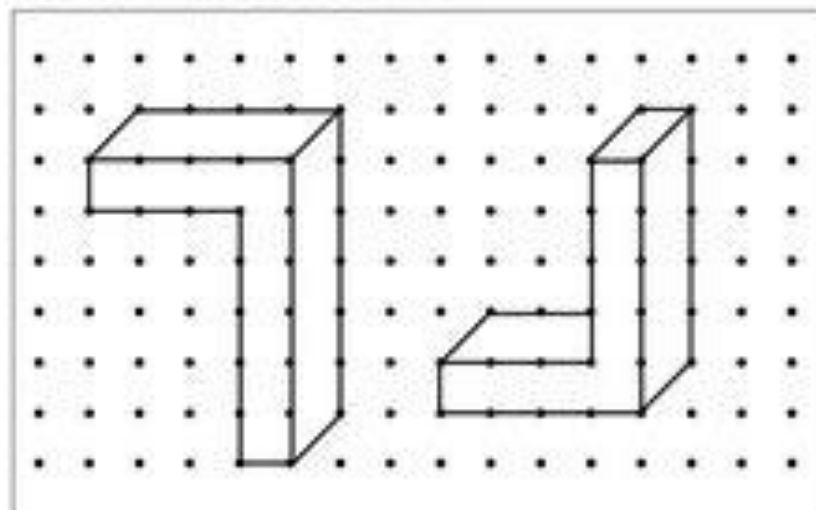
			
-	6	5	4
8			
9			
5			



똑같이 그리기

월 일 이름

• 방간의 그림을 보고 아랫칸 모눈종이에 똑같이 그려주세요



	1		
-	2	4	3
10			
9			
8			

	2		
-	3	2	1
7			
6			
5			

<https://ok.ru/voapitotallyu>


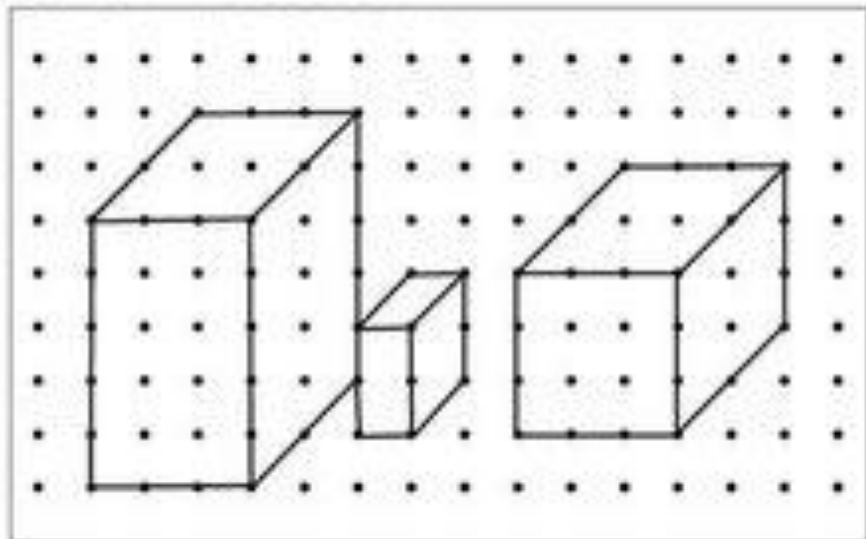
	3		
-	2	1	3
4			
6			
7			

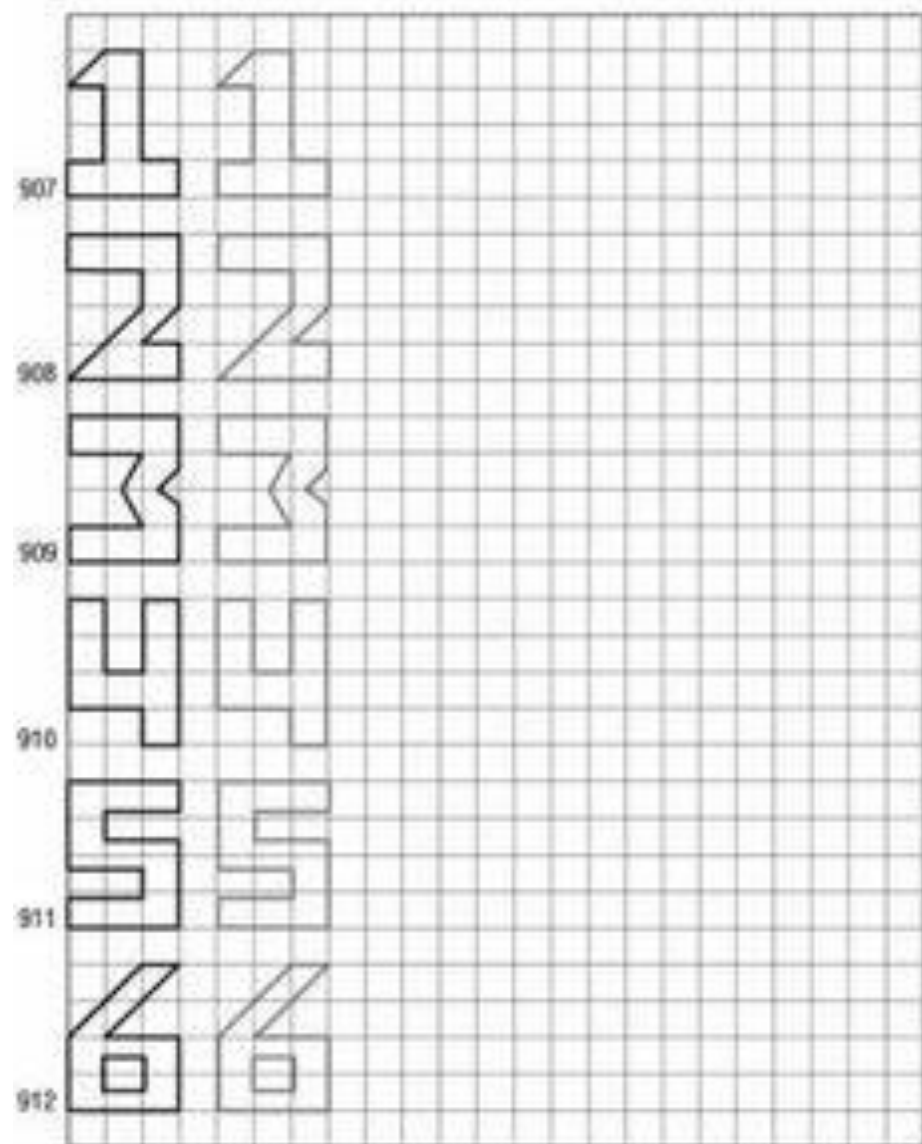
	4		
-	2	1	3
3			
5			
4			

똑같이 그리기

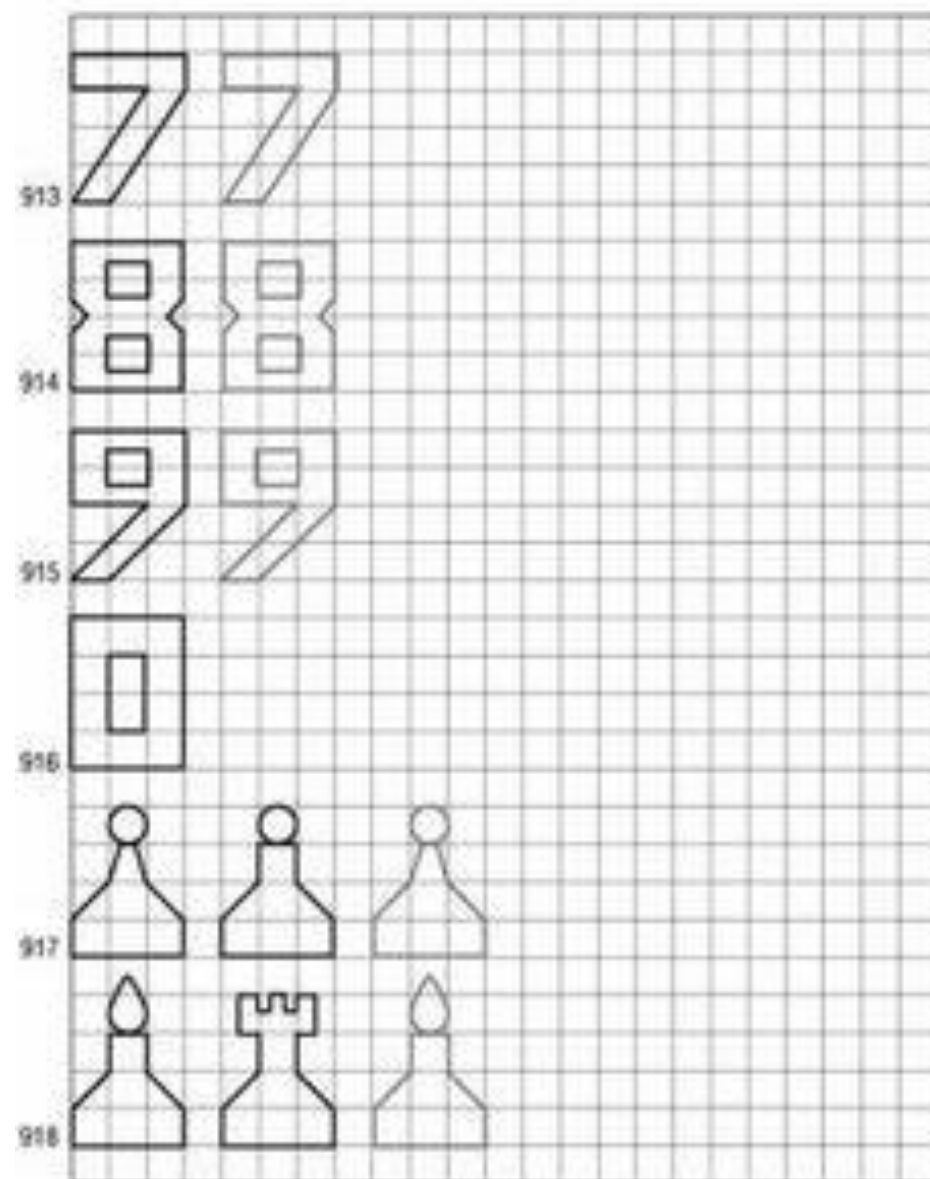
할 일 이름

* 원근의 그림을 보고 아랫칸 모눈종이에 똑같이 그려주세요





71



72